

Looking at Reflections

NCTM Standards 3, 6, 7, 8, 9, 10

Draw the reflection of each figure. Use a mirror to help you.



The thick green line shows where to place the mirror.

1.

2.

3.

4.

5.

6.

7.

8.

9.

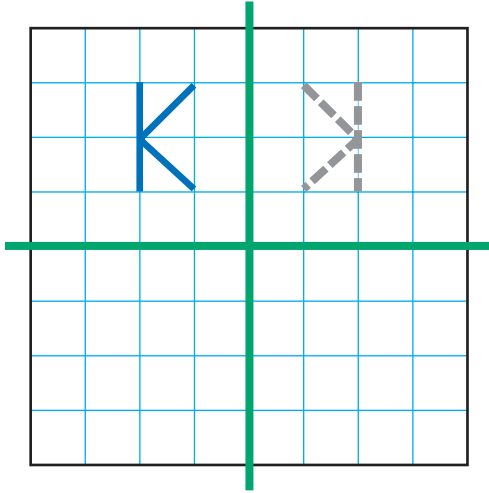
10.



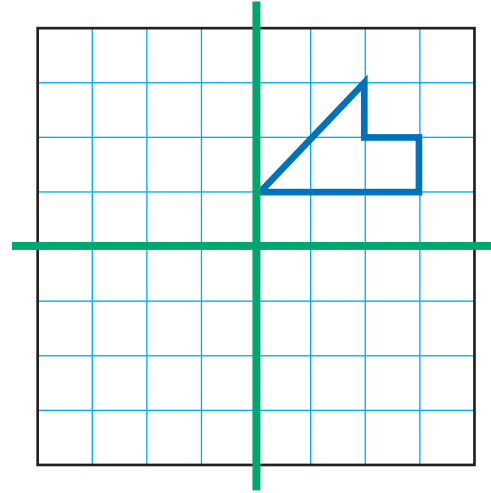
NOTE: Your child is learning to draw reflections of letters and figures. Together, hold a page from a book in front of a mirror and try to read the words.

Draw the reflections. Work across and down within each grid.

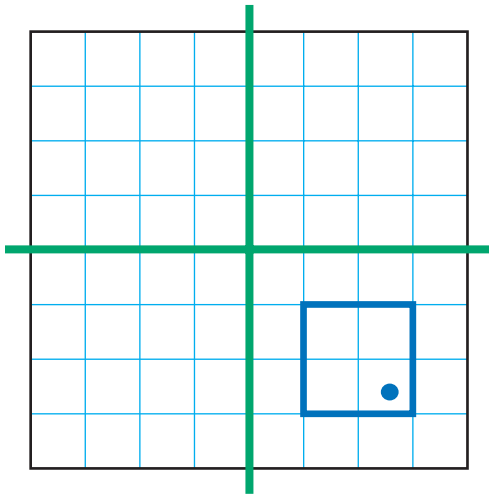
11.



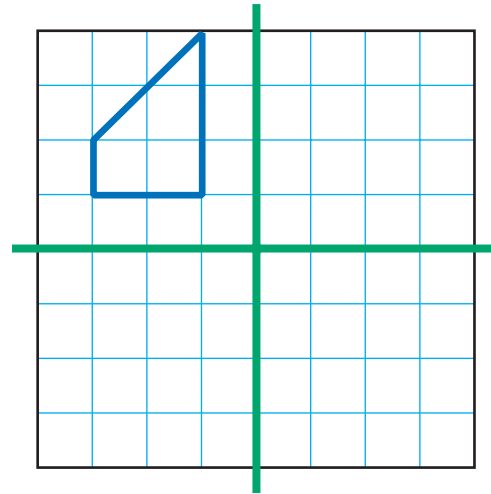
12.



13.



14.



Challenge

15. How many different places can you put a mirror on the square and see the whole square? Draw a line where you put the mirror each time.

_____ places

