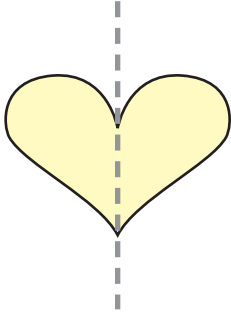


# Lines of Symmetry

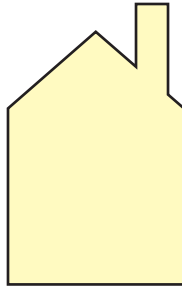
NCTM Standards 2, 3, 6, 7, 8, 9, 10

Look at each picture. Can you divide it into 2 matching parts? If so, draw all the lines of symmetry. If not, write *no*.

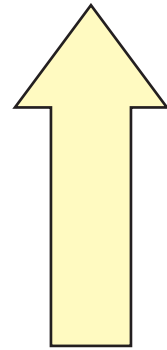
1.



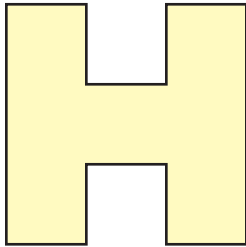
2.



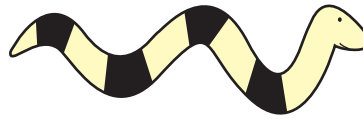
3.



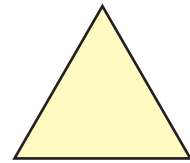
4.



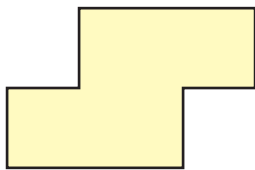
5.



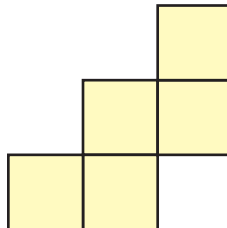
6.




7.



8.



9.

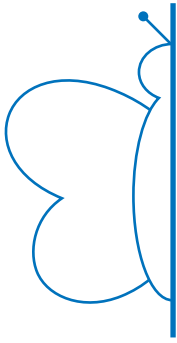


**NOTE:** Your child is learning about symmetry. Together, look for objects at home that have two identical matching parts when folded on a line.

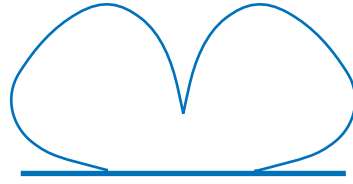


Draw the other half of each picture.

10.




11.



12.



13.



## Challenge

Draw a picture for each line of symmetry.

14.



15.

