

Chapter 12

Review/Assessment

NCTM Standards 1, 2, 3, 4, 6, 7, 8, 9, 10

- Use a paper clip as the measuring unit.
Draw a line 3 units long. [Lesson 1](#)

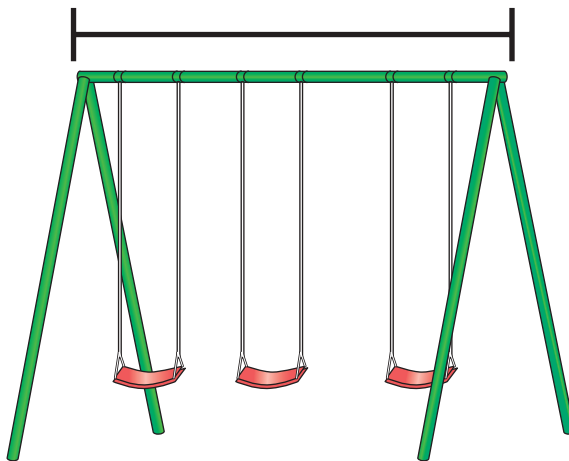
•

- How long is the picture of the crayon?
Use a ruler to measure to the nearest inch. [Lesson 2](#)



about _____ inches

- Which unit would you use to measure a real swing set?
Circle *inches*, *feet*, or *yards*. [Lesson 3](#)



inches

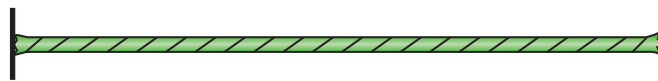
feet

yards

- Complete the table. [Lesson 4](#)

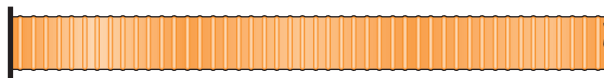
Number of Yards	1	2	3	4		6	7
Number of Feet		6			15	18	

5. How long is the piece of string? Use a ruler to measure to the nearest half inch. [Lesson 5](#)



about _____ inches

-
6. How long is the picture of the ribbon? Use a ruler to measure to the nearest centimeter. [Lesson 6](#)



about _____ centimeters

-
7. Which unit would you use to measure the nail? Circle *centimeters* or *meters*. [Lesson 7](#)



centimeters

meters

Problem Solving [Lesson 8](#)

8. Reese has a piece of ribbon that is 2 feet long. She wants to cut it into 3 equal pieces. How many inches long is each piece?

_____ inches