














Data Analysis and Probability

The children took a survey. Each person chose one favorite sandwich.

Favorite Sandwich						
grilled cheese						
tuna						
peanut butter						
turkey						

Key: Each  stands for 2 children.

- How many children did NOT choose peanut butter? _____ children
- How many more children chose peanut butter than turkey? _____ children
- How many children took part in the survey? _____ children

Number and Operations

What is missing? Write the numbers.

4.

30		32
30	9	
60		

5.

50	8	
30		30
		88