

Finding Patterns in the Multiplication Table





1 Complete the table.

×	0	1	2	3	4	5	6	7	8	9	10
6							36				
7								49			
8									64		
9										81	
10											100
11											
12											



Test Prep

2 Notice the pattern of the squares that are shaded in the designs below.



How many squares would be shaded in Design 4?
Explain how you know.
